

MV Soft Rocker


Toilet System

Circuit #33

12 Volt DC





Gray Water Pump Fuse
Minimum Slow 5 AMP
(Glass Fuse)



Toilet Fuse Minimum Slow
30 AMP (Glass Fuse)

See toilet and pump Manuals on
Website for further wiring details



Common Ground B Locally Fused Terminal Strip

**Note: Fill and operate system with
suitable antifreeze during cold weather**

MV Soft Rocker

Toilet System

Circuit #33

12 Volt DC

